



Swimming New Zealand



200m Individual Medley Final

2023 Apollo Projects NZ Age Group S...

Points Swimmers Files Scoreboard

Session 1 Wed 09:10 AM	Session 2 Wed 05:40 PM	Session 3 Thu 09:10 AM	Session 4 Thu 05:40 PM	Session 5 Fri 09:10 AM	Session 6 Fri 05:40 PM	Session 7 Sat 09:10 AM	Session 8 Sat LIVE
-----------------------------	-----------------------------	-----------------------------	-----------------------------	-----------------------------	-----------------------------	-----------------------------	--------------------------------

Session 8	Saturday 05:40 PM	
25	05:40 PM	100m Breaststroke Wome...
26	05:58 PM	200m Individual Medley M...
109	06:21 PM	200m Individual... LIVE
110	06:28 PM	200m Individual Medley W...
27	06:35 PM	200m Freestyle Women Fi...
28	06:58 PM	50m Freestyle Men Final
29	07:11 PM	50m Butterfly Women Final
111	07:55 PM	200m Freestyle Men Multi...
112	08:02 PM	200m Freestyle Women M...
30	08:09 PM	1500m Freestyle Men Fina...
31	08:29 PM	4x100m Medley Women - ...
310	08:37 PM	4x100m Medley Women 1 ...
32	08:51 PM	4x100m Medley Men - 15 ...
320	09:05 PM	4x100m Medley Men 16 & ...

26 **200m Individual Medley Men Final** Unofficial















☰ Qualified 🏆 Summary










1 **Final 13 years** Official

heat Started at: 05:57 PM

Lane	Competitor	Age	Club	RT	FINA	Rank	Result
0	Clement Ch...	13	North...	+0.71		8	2:33.38 Entry: 2:35.06 (- 1.68)
	50m: 32.61		100m: 1:10.95 (38.34)				150m: 1:55.76 (44.81)
			200m: 2:33.38 (37.62)				
1	Bryan Xiong	13	Phoe...	+0.74		6	2:31.94 Entry: 2:33.41 (- 1.47)
	50m: 31.38		100m: 1:09.84 (38.46)				150m: 1:54.79 (44.95)
			200m: 2:31.94 (37.15)				
2	Jethrow Yoon	13	Phoe...	+0.60		4	2:26.42 Entry: 2:30.23 (- 3.81)
	50m: 30.70		100m: 1:10.58 (39.88)				150m: 1:50.86 (40.28)
			200m: 2:26.42 (35.56)				
3	Declan Broa...	13	Pirate...	+0.77		2	2:23.48 Entry: 2:27.47 (- 3.99)
	50m: 30.28		100m: 1:07.35 (37.07)				150m: 1:49.05 (41.70)
			200m: 2:23.48 (34.43)				
4	Andrew Feng	13	North...	+0.61		1	2:21.91 Entry: 2:25.32 (- 3.41)
	50m: 29.93		100m: 1:07.23 (37.30)				150m: 1:46.76 (39.53)
			200m: 2:21.91 (35.15)				
5	Yaron Noda...	13	New C...	+0.73		3	2:24.44 Entry: 2:26.92 (- 2.48)
	50m: 30.82		100m: 1:08.52 (37.70)				150m: 1:50.79 (42.27)
			200m: 2:24.44 (33.65)				
6	Seb Segers	13	United...	+0.76		5	2:28.32 Entry: 2:29.76 (- 1.44)
	50m: 30.84		100m: 1:05.61 (34.77)				150m: 1:52.46 (46.85)
			200m: 2:28.32 (35.86)				
7	Lucas Bell	13	Tasm...	+0.69		10	2:36.32 Entry: 2:32.03 (+ 4.29)
	50m: 35.25		100m: 1:15.05 (39.80)				150m: 2:00.92 (45.87)
			200m: 2:36.32 (35.40)				
8	Oban Willia...	13	Fairfie...	+0.77		7	2:32.47 Entry: 2:34.54 (- 2.07)
	50m: 33.99		100m: 1:13.26 (39.27)				150m: 1:59.80 (46.54)
			200m: 2:32.47 (32.67)				
9	Danny Sun	13	United...	+0.73		9	2:33.78 Entry: 2:35.60 (- 1.82)
	50m: 36.23		100m: 1:16.24 (40.01)				150m: 1:58.29 (42.05)
			200m: 2:33.78 (35.49)				

2 **Final 14 years** Official

heat Started at: 06:01 PM							
Lane	Competitor	Age	Club	RT	FINA	Rank	Result
0	 Jason Els	14	 Coast...	+0.69		10	2:27.65 Entry: 2:24.40 (+ 3.25)
	50m: 30.57		100m: 1:08.64 (38.07)				
	150m: 1:52.37 (43.73)		200m: 2:27.65 (35.28)				
1	 Cameron Ka...	14	United...	+0.67		9	2:25.93 Entry: 2:23.35 (+ 2.58)
	50m: 31.49		100m: 1:08.79 (37.30)				
	150m: 1:49.69 (40.90)		200m: 2:25.93 (36.24)				
2	 Chrissander...	14	New C...	+0.67		3	2:17.84 Entry: 2:22.18 (- 4.34)
	50m: 29.30		100m: 1:04.24 (34.94)				
	150m: 1:45.85 (41.61)		200m: 2:17.84 (31.99)				
3	 Osbert Gu	14	 Phoe...	+0.69		4	2:18.89 Entry: 2:21.21 (- 2.32)
	50m: 29.09		100m: 1:03.57 (34.48)				
	150m: 1:45.81 (42.24)		200m: 2:18.89 (33.08)				
4	 Ariel Muchir...	14	Swim ...	+0.70		1	2:12.91 Entry: 2:16.56 (- 3.65)
	50m: 28.24		100m: 1:00.41 (32.17)				
	150m: 1:39.69 (39.28)		200m: 2:12.91 (33.22)				
5	 Nemanya M...	14	Roskill...	+0.62		2	2:15.26 Entry: 2:18.77 (- 3.51)
	50m: 28.43		100m: 1:03.20 (34.77)				
	150m: 1:43.53 (40.33)		200m: 2:15.26 (31.73)				
6	 Orlando Har...	14	 Hamil...	+0.73		5	2:20.70 Entry: 2:22.14 (- 1.44)
	50m: 28.18		100m: 1:05.25 (37.07)				
	150m: 1:48.02 (42.77)		200m: 2:20.70 (32.68)				
7	 Caign Boon...	14	St Pau...	+0.66		8	2:25.50 Entry: 2:23.33 (+ 2.17)
	50m: 29.14		100m: 1:03.84 (34.70)				
	150m: 1:50.84 (47.00)		200m: 2:25.50 (34.66)				
8	 John Park	14	St Pau...	+0.63		7	2:23.62 Entry: 2:23.60 (+ 0.02)
	50m: 29.63		100m: 1:08.00 (38.37)				
	150m: 1:49.95 (41.95)		200m: 2:23.62 (33.67)				
9	 Elwin Bao	14	 North...	+0.68		6	2:21.86 Entry: 2:24.55 (- 2.69)
	50m: 30.50		100m: 1:07.47 (36.97)				
	150m: 1:48.51 (41.04)		200m: 2:21.86 (33.35)				












3 Final 15 years Official							
heat Started at: 06:05 PM							
Lane	Competitor	Age	Club	RT	FINA	Rank	Result
0	 Mahuta Ge...	15	Pukek...	+0.71		5	2:22.12 Entry: 2:25.96 (- 3.84)
	50m: 29.25		100m: 1:05.87 (36.62)				
	150m: 1:46.99 (41.12)		200m: 2:22.12 (35.13)				
1	 Charlie Rus...	15	 TBSS ...	+0.88		7	2:22.80 Entry: 2:24.01 (- 1.21)
	50m: 30.81		100m: 1:09.03 (38.22)				
	150m: 1:50.58 (41.55)		200m: 2:22.80 (32.22)				
2	 Fraser Walker	15	United...	+0.77		10	2:27.38 Entry: 2:23.14 (+ 4.24)
	50m: 30.16		100m: 1:08.04 (37.88)				
	150m: 1:53.54 (45.50)		200m: 2:27.38 (33.84)				
3	 Hunter Lloyd	15	Raum...	+0.62		2	2:14.32 Entry: 2:19.51 (- 5.19)
	50m: 27.60		100m: 1:00.92 (33.32)				
	150m: 1:41.93 (41.01)		200m: 2:14.32 (32.39)				
4	 Jacob Story	15	 Mt Ed...	+0.71		1	2:11.51 Entry: 2:15.84 (- 4.33)
	50m: 27.55		100m: 1:01.37 (33.82)				
	150m: 1:38.54 (37.17)		200m: 2:11.51 (32.97)				
5	 Daniel Kregt...	15	Roskill...	+0.59		4	2:18.57 Entry: 2:17.42 (+ 1.15)
	50m: 28.27		100m: 1:03.67 (35.40)				
	150m: 1:47.45 (43.78)		200m: 2:18.57 (31.12)				
6	 Alexis Larha...	15	New C...	+0.69		3	2:16.95 Entry: 2:19.52 (- 2.57)
	50m: 28.25		100m: 1:06.49 (38.24)				

150m: 1:45.93 (39.44) 200m: 2:16.95 (31.02)

7	Bosco Ding	15	United...	+0.69	6	2:22.53 Entry: 2:23.55 (- 1.02)
	50m: 30.88		100m: 1:09.12 (38.24)			
	150m: 1:49.08 (39.96)		200m: 2:22.53 (33.45)			
8	Ollie Robins...	15	Tawa ...	+0.78	8	2:24.17 Entry: 2:25.87 (- 1.70)
	50m: 30.18		100m: 1:07.57 (37.39)			
	150m: 1:51.28 (43.71)		200m: 2:24.17 (32.89)			
9	Jack Younger	15	Maste...	+0.73	9	2:27.35 Entry: 2:26.81 (+ 0.54)
	50m: 31.15		100m: 1:10.14 (38.99)			
	150m: 1:54.31 (44.17)		200m: 2:27.35 (33.04)			

4		Final 16 years					Official
heat	Started at: 06:10 PM						
Lane	Competitor	Age	Club	RT	FINA	Rank	Result
0	Ethan MacD...	16	Hamil...	+0.78		10	2:17.99 Entry: 2:18.89 (- 0.90)
	50m: 29.04		100m: 1:03.18 (34.14)				
	150m: 1:44.71 (41.53)		200m: 2:17.99 (33.28)				
1	Caleb Ludlow	16	Alexa...	+0.67		8	2:17.12 Entry: 2:16.86 (+ 0.26)
	50m: 28.35		100m: 1:04.96 (36.61)				
	150m: 1:43.12 (38.16)		200m: 2:17.12 (34.00)				
2	Blake Faleafa	16	North...	+0.65		2	2:08.99 Entry: 2:15.19 (- 6.20)
	50m: 27.58		100m: 1:00.58 (33.00)				
	150m: 1:38.88 (38.30)		200m: 2:08.99 (30.11)				
3	Daniel Willia...	16	Swim...	+0.67		6	2:15.63 Entry: 2:14.68 (+ 0.95)
	50m: 28.68		100m: 1:01.97 (33.29)				
	150m: 1:40.39 (38.42)		200m: 2:15.63 (35.24)				
4	Kevin Zhang	16	Roskill...	+0.66		1	2:05.58 Entry: 2:06.66 (- 1.08)
	50m: 26.48		100m: 59.87 (33.39)				
	150m: 1:35.94 (36.07)		200m: 2:05.58 (29.64)				
5	Mitchell He...	16	Swim...	+0.63		3	2:10.65 Entry: 2:12.23 (- 1.58)
	50m: 27.36		100m: 1:01.84 (34.48)				
	150m: 1:38.36 (36.52)		200m: 2:10.65 (32.29)				
6	James Cros...	16	United...	+0.70		4	2:11.87 Entry: 2:14.78 (- 2.91)
	50m: 28.10		100m: 1:00.84 (32.74)				
	150m: 1:40.15 (39.31)		200m: 2:11.87 (31.72)				
7	Luke Gibson	16	United...	+0.73		5	2:13.85 Entry: 2:16.07 (- 2.22)
	50m: 28.79		100m: 1:03.07 (34.28)				
	150m: 1:42.67 (39.60)		200m: 2:13.85 (31.18)				
8	Daniel Calle...	16	Aqua...	+0.67		7	2:15.92 Entry: 2:17.27 (- 1.35)
	50m: 29.24		100m: 1:05.31 (36.07)				
	150m: 1:43.63 (38.32)		200m: 2:15.92 (32.29)				
9	Alex Willis	16	Ice Br...	+0.63		9	2:17.84 Entry: 2:19.15 (- 1.31)
	50m: 28.11		100m: 1:04.60 (36.49)				
	150m: 1:44.50 (39.90)		200m: 2:17.84 (33.34)				

5		Final 17-18 years					Official
heat	Started at: 06:14 PM						
Lane	Competitor	Age	Club	RT	FINA	Rank	Result
0	Callum Loc...	18	Viking...	+0.66		8	2:16.94 Entry: 2:18.01 (- 1.07)
	50m: 28.28		100m: 1:03.12 (34.84)				
	150m: 1:44.49 (41.37)		200m: 2:16.94 (32.45)				
1	Hara Hughes	17	Tawa ...	+0.64		5	2:15.60 Entry: 2:15.07 (+ 0.53)
	50m: 27.80		100m: 1:04.32 (36.52)				
	150m: 1:41.70 (37.38)		200m: 2:15.60 (33.90)				
2	Joseph Kor...	17	Murih...	+0.72		4	2:12.12 Entry: 2:14.35 (- 2.23)
	50m: 27.56		100m: 1:01.09 (33.53)				
	150m: 1:39.93 (38.84)		200m: 2:12.12 (32.19)				

3	 Hugo Batch...	18	United... +0.68	1	2:07.49 Entry: 2:13.11 (- 5.62)
	50m: 27.12		100m: 59.78 (32.66)		
	150m: 1:37.75 (37.97)		200m: 2:07.49 (29.74)		
4	 Ryan Peck	17	Parnel... +0.67	2	2:09.82 Entry: 2:10.69 (- 0.87)
	50m: 25.71		100m: 58.68 (32.97)		
	150m: 1:38.40 (39.72)		200m: 2:09.82 (31.42)		
5	 Caleb Carlisle	17	 Green... +0.72		DSQ
6	 Jackson Ke...	17	United... +0.69	3	2:10.81 Entry: 2:13.42 (- 2.61)
	50m: 27.25		100m: 1:02.95 (35.70)		
	150m: 1:39.31 (36.36)		200m: 2:10.81 (31.50)		
7	 Sam Kenny	17	 Coast... +0.68	6	2:15.63 Entry: 2:14.74 (+ 0.89)
	50m: 27.76		100m: 1:02.99 (35.23)		
	150m: 1:42.95 (39.96)		200m: 2:15.63 (32.68)		
8	 Michael Lan...	18	 Kiwi ... +0.71	7	2:15.80 Entry: 2:15.90 (- 0.10)
	50m: 29.15		100m: 1:04.13 (34.98)		
	150m: 1:43.57 (39.44)		200m: 2:15.80 (32.23)		
9	 Ivan Lu	17	 North... +0.62	9	2:17.31 Entry: 2:18.62 (- 1.31)
	50m: 27.83		100m: 1:02.26 (34.43)		
	150m: 1:43.56 (41.30)		200m: 2:17.31 (33.75)		